

VARNISH

APPLICATION MANUAL

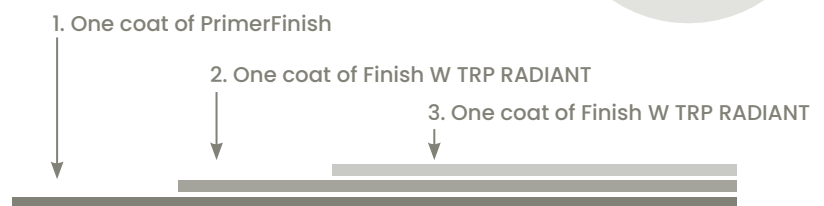
ecoresinas
RESINAS Y MICROCEMENTOS



FLOORS

INDOOR FLOORS

- 1 coat of PrimerFinish
- Yield: 50gr/m²
- >>> **60 minutes later**
- 1 coat of Finish W TRP RADIANT
- Yield: 60gr/m²
- >>> **8 hours later**
- 1 coat of Finish W TRP RADIANT
- Yield: 60gr/m²

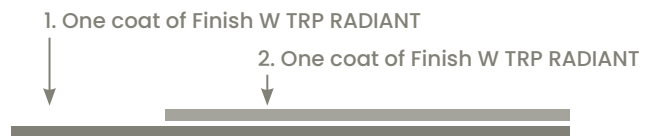


The minimum drying time of PrimerFinish is 1 hour. But it can be left overnight if necessary

*Please note: At low temperatures, it is possible that the time it takes to apply second coats may be longer. If more than 24 hours have passed since the first coat of RADIANT was applied (at a drying temperature above 10°), it will be necessary to sand the surface with a 180 grit sandpaper and vacuum it before applying the second coat of RADIANT.

OUTDOOR FLOORS

- 1 coat of Finish W TRP RADIANT (diluted with 40% water)
- Yield: 60gr/m²
- >>> **8 hours later**
- 1 coat of Finish W TRP RADIANT (diluted with 40% water)
- Yield: 60gr/m²



WALLS

INDOOR WALLS

- 1 coat of PrimerFinish
- Yield: 50gr/m²
- >>> **40 minutes later**
- 1 coat of Finish W TRP
- Yield: 60gr/m²
- >>> **40 minutes later**
- 1 coat of Finish W TRP
- Yield: 60gr/m²

← 1. One coat of PrimerFinish

← 2. One coat of Finish W TRP

← 3. One coat of Finish W TRP



The minimum drying time of PrimerFinish is 1 hour. But it can be left overnight if necessary

OUTDOOR WALLS


They do not need varnishing.

Recommended system:

MicroQuarz® Classic finished only with MicroQuarz® Base.

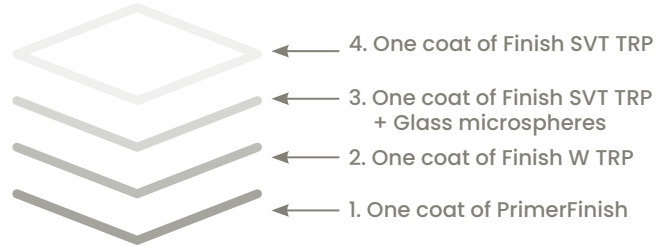


SHOWER TRAYS


The minimum drying time of PrimerFinish is 1 hour. But it can be left overnight if necessary

SHOWER TRAYS

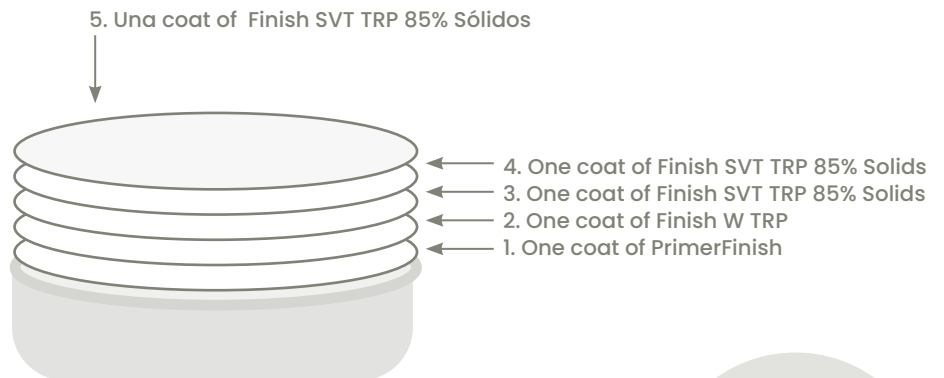
- 1 coat of PrimerFinish
- Yield: 50gr/m²
- >>> **40 minutes later**
- 1 coat of Finish W TRP
- Yield: 60gr/m²
- >>> **36 hours later**
- 1 coat of Finish SVT TRP + glass microspheres
- Yield: 40gr/m² (very stretched)
- >>> **8 hours later**
- 1 coat of Finish SVT TRP
- Yield: 60gr/m²



BATHTUBS

BATHTUBS

- 1 coat of PrimerFinish
 - Yield: 50gr/m²
 - >>> **40 minutes later**
 - 1 coat of Finish W TRP
 - Yield: 60gr/m²
 - >>> **36 hours later**
 - 1 coat of Finish SVT TRP 85% SOLIDS
 - Yield: 40gr/m² (very stretched)
 - >>> **8 hours later**
 - 1 coat of Finish SVT TRP 85% SOLIDS
 - Yield: 60gr/m²
 - >>> **8 hours later**
- Optional, if the finish is very rough like MicroQuarz® Hard Transit®
- 1 coat of Finish SVT TRP 85% SOLIDS
 - Yield: 60gr/m²



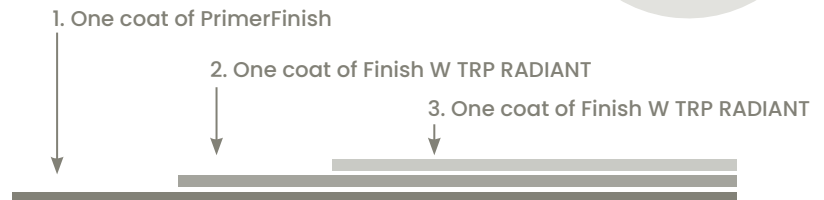

The minimum drying time of PrimerFinish is 1 hour. But it can be left overnight if necessary



FURNITURE

FURNITURE

- 1 coat of PrimerFinish
- Yield: 50gr/m²
- >>> **60 minutes later**
- 1 coat of Finish W TRP RADIANT
- Yield: 60gr/m²
- >>> **8 hours later**
- 1 coat of Finish W TRP RADIANT
- Yield: 60gr/m²



The minimum drying time of PrimerFinish is 1 hour. But it can be left overnight if necessary

*Please note: At low temperatures, it is possible that the time it takes to apply second coats may be longer. If more than 24 hours have passed since the first coat of RADIANT was applied (at a drying temperature above 10°), it will be necessary to sand the surface with a 180 grit sandpaper and vacuum it before applying the second coat of RADIANT. The minimum drying time for PrimerFinish is 1 hour. But it can be left from overnight if necessary.